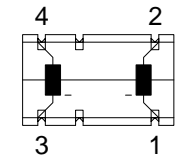
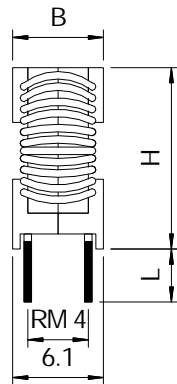
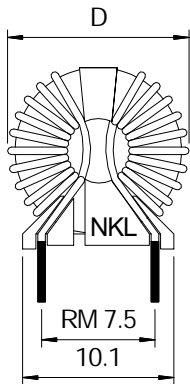


R1003?KS

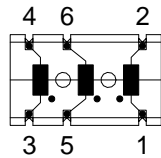


Ansicht von unten (Lötseite)

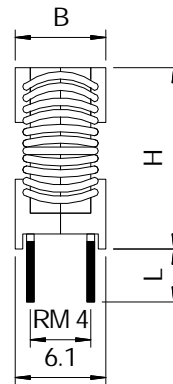
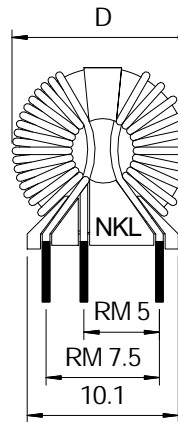


typ. Maße:
D = 13
H = 13
B = 6
L = 4

R1003?KSS

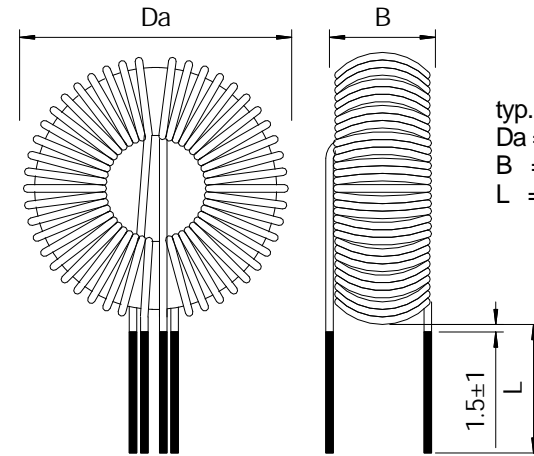


Ansicht von unten (Lötseite)



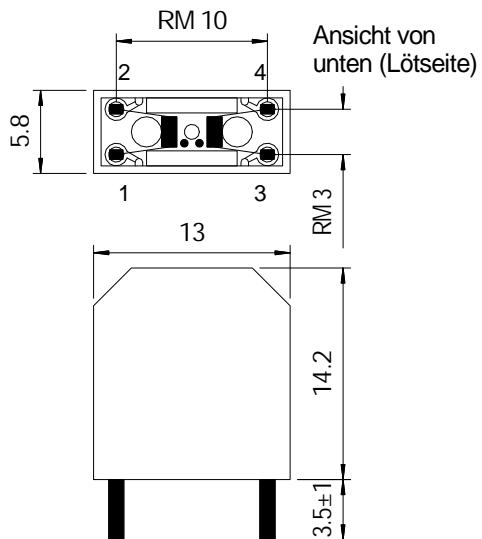
? = mögliche Materialien X, U, V

R1003?11



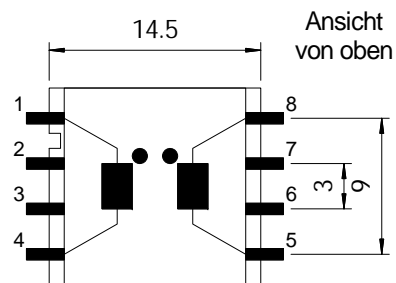
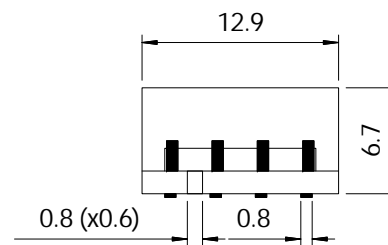
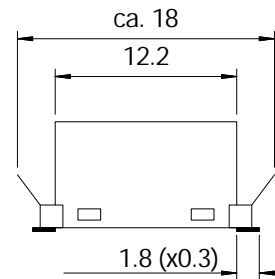
typ. Maße:
Da = 12
B = 5
L = 15 +25

R1003?B5

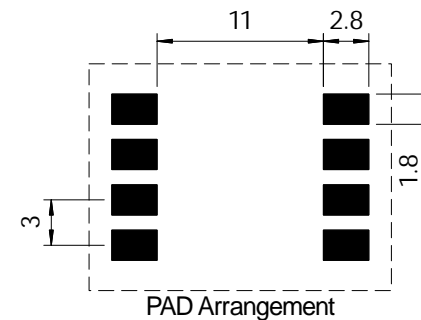


Ansicht von unten (Lötseite)

R1003?-SMD

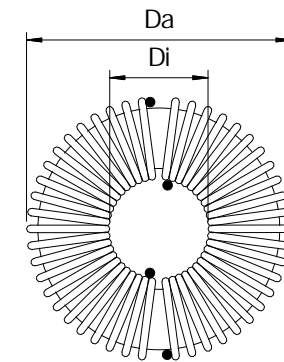


Ansicht von oben



PAD Arrangement

R1003?10



Ansicht von unten (Lötseite)

typ. Maße:
Da = 12
Di = 3
H = 5
L = 15 +25

